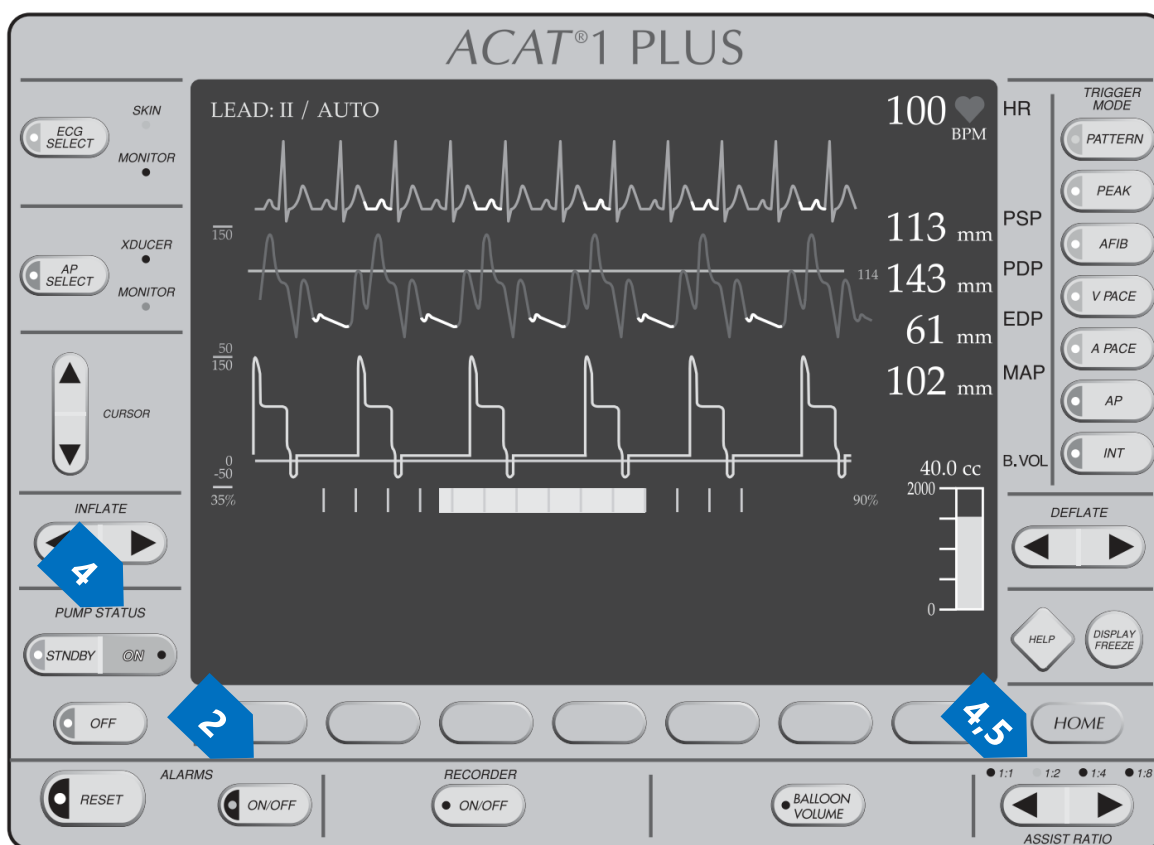


IABP Driver ACAT1 Basic settings

1. Set TRIGGER mode at PATTERN, PEAK or AP
2. Set ALARMS on 60 MIN OFF (The Gas Loss alarms are now disabled). Every 60 minutes the ALARMS must be disabled.
3. Cut the male luer lock of the "IAB catheter extender" and replace it by an Arrow 50 cc connector. See the Arrow manual for further information on changing the connector.
4. When the iVAC is connected: start the IABP driver at a 1:2 frequency and observe the movements of the membrane of the Membrane Pump.
5. When the membrane is moving smoothly and the timing is correct, set the frequency at 1:1.

To set the IABP driver in INTERNAL mode: select INTERNAL in TRIGGER and remove the ECG cable from the IABP driver. Reconnect the ECG cable when returning to the ECG or PRESSURE triggering mode

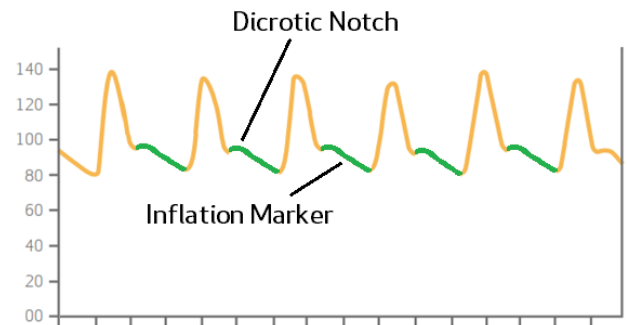


Basic information to adjust the trigger times

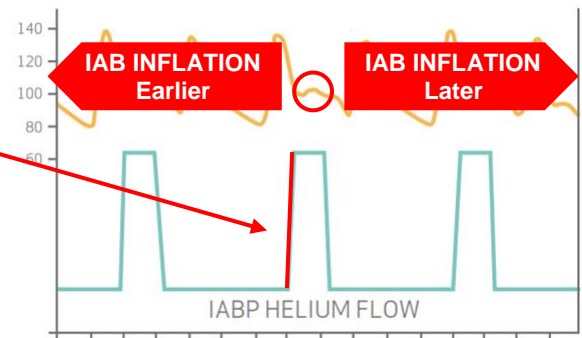
The green line indicates the optimal time for supporting.

The iVAC should eject during diastole and aspirate during systole

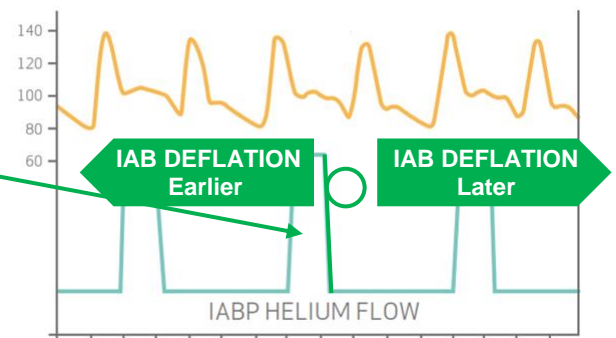
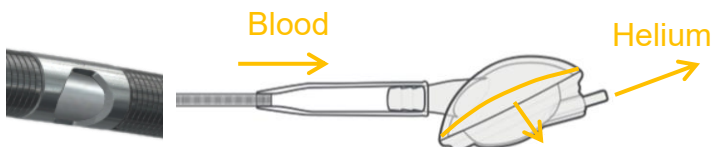
- The inflation may come as soon as the slope of AP curve is decreasing, just prior to the dicrotic notch
- The deflation should be set prior to the systole of the heart



Indicates the flow of Helium from the IABP driver to the membrane pump (that corresponds to the ejection of blood into the ascending aorta). This line can be adjusted by using the **Inflation** buttons of the IABP driver keypad.



Indicates the flow of Helium from the membrane pump to the IABP driver (that corresponds to the aspiration of blood from the left ventricle). This line can be adjusted by using the **Deflation** buttons of the IABP driver keypad.



If a good trigger (ECG / pressure) is no longer available (ventricular fibrillation, extremely many extra-systoles, too fast/low heart rate), you can switch to internal trigger after disconnecting the ECG cable - initial frequency rate: 80 bpm

| Possible alarms | Reason | Solution |
|---------------------|--|--|
| Leak in IAB Circuit | Heart rate too high or too many extra-systoles | Restart console or select Internal trigger in necessary |
| Rapid Gas Loss | | |
| Check IAB Catheter | | |
| ECG recorded | ECG cable is still plugged in while trigger is set to internal | Disconnect the ECG cable (reconnect the cable if ECG trigger source is selected again) |